

# PT7050EH/BL

## GE Profile™ Series 30" Built-In Single Convection Wall Oven

### DIMENSIONS AND INSTALLATION INFORMATION (IN INCHES)

#### MOST 30" WALL CABINETS CAN BE USED WITH THIS UNIT.

**NOTE:** These ovens are not approved for stackable installations. Cabinets installed adjacent to wall ovens must have an adhesion spec of at least a 194°F temperature rating.

Door handle protrudes 3" from door face. Cabinets and drawers on adjacent 45° and 90° walls should be placed to avoid interference with the handle.

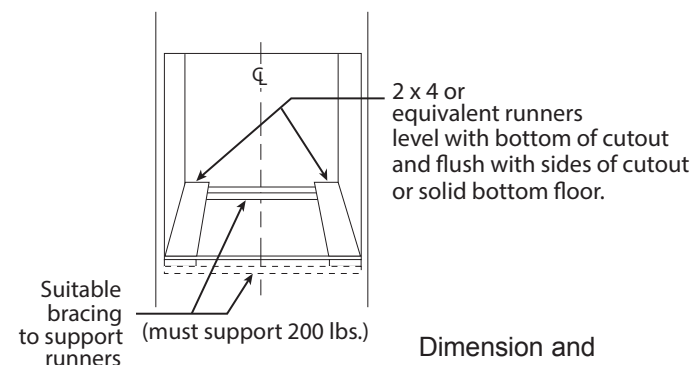
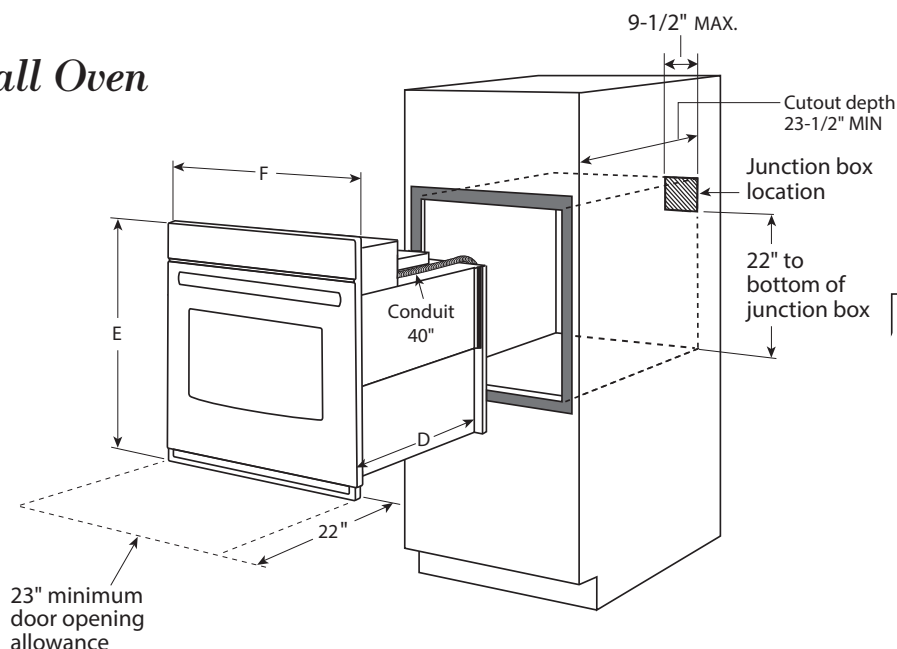
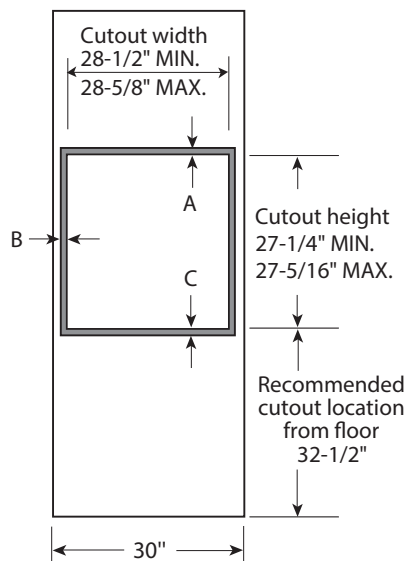
Electric wall ovens are not approved for installation with a plug and receptacle. They must be hard wired in accordance with installation instructions.

#### INSTALLATION INFORMATION:

Before installing, consult installation instructions packed with product for current dimensional data.

Side-by-side installations require at least 2" between cutouts.

| KW RATING    |         |
|--------------|---------|
| 240V         | 4.5     |
| 208V         | 3.4     |
| BREAKER SIZE |         |
| 240V         | 20 Amps |
| 208V         | 20 Amps |



Dimension and installation information are shown in inches.

|  | PT7050  |
|--|---------|
| Cabinet  | 30"     |
| A – Overlap of oven at top of cutout             | 1"      |
| B – Overlap of oven over side of edges of cutout | 3/4"    |
| C – Overlap of oven at bottom of cutout          | 1-1/4"  |
| Oven   |         |
| D – Install depth                                | 23-1/2" |
| E – Overall height with trim                     | 28-5/8" |
| F – Overall width                                | 29-3/4" |



For answers to your Monogram, GE Café™ Series, GE Profile™ Series or GE Appliances product questions, visit our website at [geappliances.com](http://geappliances.com) or call GE Answer Center® Service, 800.626.2000.



Listed by  
Underwriters  
Laboratories



# PT7050EH/BL

## GE Profile™ Series 30" Built-In Single Convection Wall Oven

### OPTIONAL UNDERCOUNTER DIMENSIONS AND INSTALLATION INFORMATION

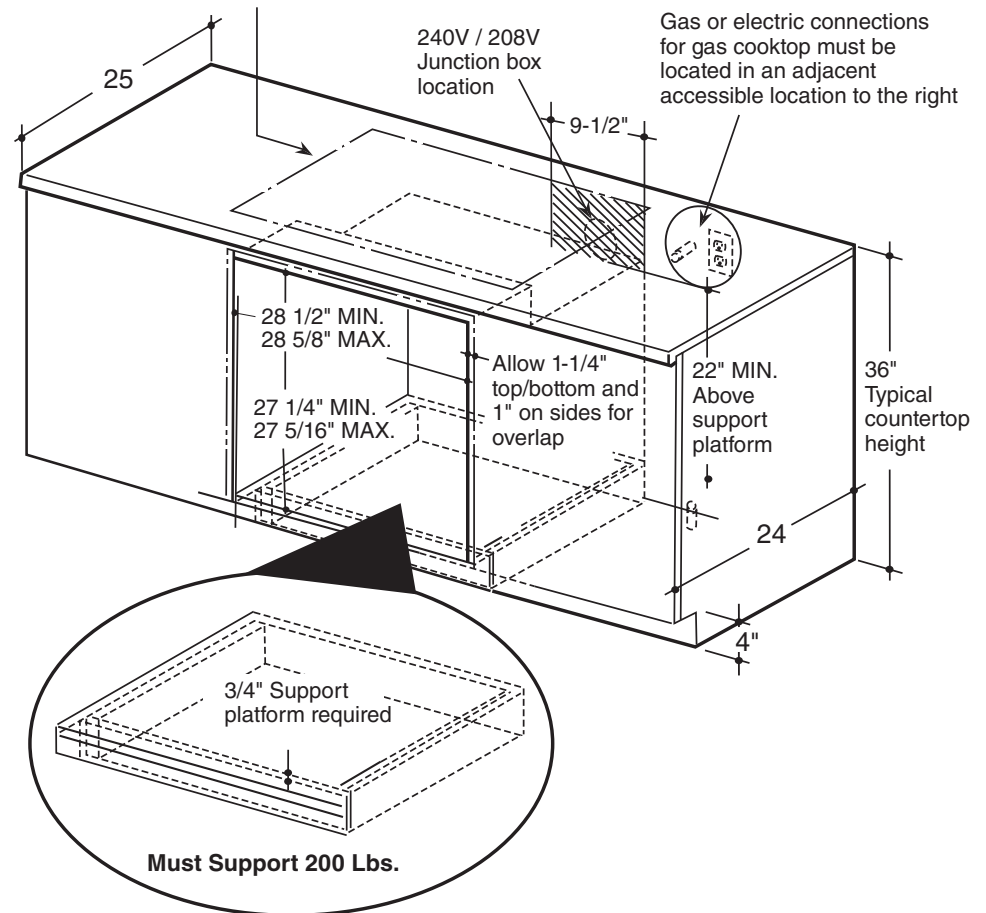
**NOTE:** 36" ribbon cooktop are approved for use over GE 30" single wall ovens and warming drawers. 30" ribbon cooktops are approved for use over 30" and GE 27" single wall ovens and warming drawers. Refer to cooktop and wall oven installation information packed with products for current dimensional data.

**NOTE:** Door handle protrudes 3" from door face. Cabinets and drawers on adjacent 45° and 90° walls should be placed to avoid interference with the handle.

**INSTALLATION INFORMATION:** Before installing, consult installation instructions packed with products for current dimensional data and for alternate installation options.

**ELECTRIC WALL OVENS ARE NOT APPROVED FOR INSTALLATION WITH A PLUG AND RECEPTACLE. THEY MUST BE HARD WIRED IN ACCORDANCE WITH INSTALLATION INSTRUCTIONS.**

Gas or electric cooktops may be installed over this oven. See cooktop installation instructions for cutout size. See label on top of oven for approved cooktop models.



For answers to your Monogram, GE Café™ Series, GE Profile™ Series or GE Appliances product questions, visit our website at [geappliances.com](http://geappliances.com) or call GE Answer Center® Service, 800.626.2000.

Specification Revised 5/17

# PT7050EH/BL

## GE Profile™ Series 30" Built-In Single Convection Wall Oven

### FEATURES AND BENEFITS

True European Convection with Direct Air - Bakes evenly as warm air blows from the top in and around bakeware

Ten-pass bake element - Even baking is assured with heat that covers more surface area

Ten-pass dual broil element - Large and small dishes brown evenly with two, full-coverage elements

Self-clean heavy-duty roller rack - Easily access items with a rack that glides smoothly

Progressive halogen oven lighting - See what you're baking with lights that slowly illuminate the oven

Self-clean with steam clean option - Clean your oven the way you want

Glass touch controls - Set temperatures quickly and clean with little effort

5.0 cu. ft. oven capacity - Cook more dishes at once

Black gloss oven interior - Enjoy a clean and sleek appearance

Hidden bake oven interior - Make cleanup easy by eliminating hard-to-reach areas

Ten-pass dual broil element (both ovens) - Large and small dishes brown evenly with two, full-coverage elements

Model PT7050EHES - Slate

Model PT7050BLTS - Black stainless

### GUARANTEED FIT

Replacing a similar wall oven from GE or another brand? GE wall ovens are guaranteed for an exact fit to make replacement easy

Visit [geappliances.com](http://geappliances.com) for more info

