

# T42BT120NS

## 42-INCH BUILT-IN FRENCH DOOR REFRIGERATOR, 2 DRAWER, PRE-ASSEMBLED

FREEDOM® COLLECTION, PROFESSIONAL SERIES HANDLES



Also Available In:  
T42IT100NP – Panel-Ready  
T42BT120NS – Pre-Assembled with Masterpiece® Handles

### FEATURES & BENEFITS

- ThermaFresh® Pro drawers optimize temperature and humidity, preserving fresh foods longer than traditional drawers
- Intuitively customize settings with the redesigned full-color touchscreen control panel. Wi-Fi connectivity enables additional control settings with the Home Connect® app.
- Flex drawer can be utilized as an additional refrigerator or freezer space for maximum versatility
- Dual ice maker provides two sizes of ice, diamond ice and cocktail ice, perfect for entertaining
- See what's inside without opening the door with cameras located in the refrigerator compartment
- Includes trim and frame kit

### TEMPERATURE RANGES

|                              |   |
|------------------------------|---|
| Refrigerator                 | 33°F (1°C) to 43°F (6°C)  |
| SuperCool                    | 34°F (1°C) for Approximately 6 Hours  |
| Energy Saving (Economy) Mode | Refrigerator: 43°F (6°C)<br>VitaFresh: 37°F (3°C)                           |
| Freezer                      | -7°F (-22°C) to 6°F (-14°C)   |
| SuperFreeze®                 | -15°F (-26°C) for Approximately 8 Hours                                     |
| Flex Drawer                  | 0°F (-18°C) to 39°F (4°C)   |
| Preset Drawer Temperatures   | Freezer, Soft Freeze, Refrigerator, Beverages, Meat/Fish, Deli/Cheese, Cake |

### GENERAL PROPERTIES

|   |                                       |
|---|---------------------------------------|
| Home Connect™ (Wi-Fi Enabled)                       | Yes                                   |
| Flex Drawer   | Yes                                   |
| Carbon Air Filter                                   | Yes                                   |
| Ethylene Filters                                    | 2                                     |
| Lighting  | Top and Sidewall LED Theater Lighting |
| Dual Compressors / Evaporators                      | Yes                                   |
| SoftClose® Drawers                                  | Yes                                   |
| Adjustable Shelves – Refrigerator                   | 4                                     |
| Shelf Material                                      | Glass w/Metal Profile                 |
| ThermaFresh® Temperature & Humidity Managed Drawers | 2                                     |
| Non-slip Mats                                       | 10                                    |
| Standard Door Bins – Refrigerator                   | 4                                     |
| Gallon Door Bins – Refrigerator                     | 2                                     |
| Defrost Process – Freezer                           | Automatic                             |
| Freezer Drawers                                     | 2                                     |
| Internal Water Dispenser with Water Filter          | Yes                                   |
| SoftClose Door                                      | Yes                                   |
| Ice Maker with Diamond Ice System                   | Dual System w/Two Ice Sizes           |
| Door Open Alarms                                    | Yes                                   |
| Full Extension Drawers @ 115° Door Opening Angle    | Yes                                   |
| Full Extension Drawers @ 90° Door Opening Angle     | Yes                                   |
| Special Modes                                       | Sabbath, Economy, Vacation, Theater   |

### CAPACITY

|   |                    |
|---|--------------------|
| Total Capacity (cu. ft.)                  | 23.1 cu. ft.       |
| Refrigerator / Freezer Capacity (cu. ft.) | 15.3 / 7.8 cu. ft. |

### TECHNICAL DETAILS

|  |                         |
|--|-------------------------|
| Current (A) / Volts (V) / Frequency (Hz) | 15 A / 110-120V / 60 Hz |
| Power Cord Length (in.)                  | 118                     |
| Plug Type                                | 120V-3 Prong            |

### DIMENSIONS & WEIGHT

|   |                          |
|---|--------------------------|
| Appliance Dimensions (H x W x D) (in.)      | 83 9/16" x 41 1/4" x 24" |
| Flush Install Cutout Size (H x W x D) (in.) | 84" x 42" x 25"          |
| Proud Install Cutout Size (H x W x D) (in.) | 84" x 41 1/2" x 24"      |
| Net / Gross Weight (lbs.)                   | 636 / 689 lbs.           |

### EFFICIENCY

|                           |               |
|---------------------------|---------------|
| ENERGY STAR® Certified    | Yes           |
| Annual Energy Consumption | 635 kWh / yr* |

\*Estimated annual energy consumption. Exact usage may vary.



# T42BT120NS

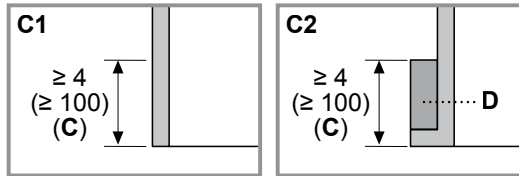
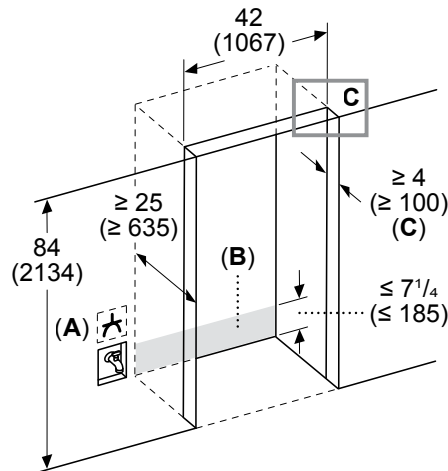
## 42-INCH BUILT-IN FRENCH DOOR REFRIGERATOR, 2 DRAWER, PRE-ASSEMBLED

FREEDOM® COLLECTION, PROFESSIONAL SERIES HANDLES



### FLUSH INSTALL CUTOUT DIMENSIONS

Measurements in inches (mm)



- A:** Socket  
**B:** Area for water and electric line routing  
**C:** Furniture return  
C1: Frameless cabinet  
C2: Framed cabinet  
**D:** Filler

### PLANNING NOTES

**Recess Depth:** The refrigerator is fully flush integrated when installed in a 25" (635mm) deep cabinets with a typical panel thickness of 3/4" (19mm). Recess depth depends on kitchen design and panel thickness. Remove the pre-assembled frame for flush installation.

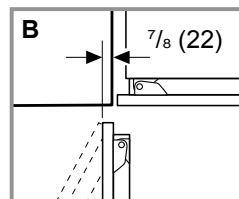
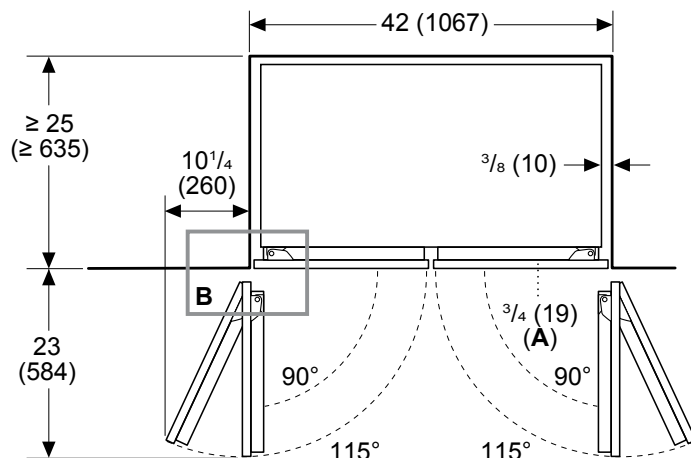
**Electrical Supply:** The electrical supply outlet (A) is recommended to be located in an adjacent cabinet for safety and serviceability. If it is not possible due to the construction to connect the appliance to a power outlet next to it (A), connect the appliance to a power outlet behind the appliance (B). This alternative position of the power outlet is permissible only if you can switch off the outlet with a circuit breaker in the fuse box.

**Water Supply:** The water supply is recommended to be located in an adjacent cabinet or other area that can be accessed after the appliance is installed.

**Furniture Return:** The case interior will be partially visible when the refrigerator door is opened (C). Top and side returns should be finished to match the exterior furniture at a minimum depth of 4" (102 mm). Ensure that the side walls of the cutout (C) are completely flush to a depth of at least 4" (102 mm).

### FLUSH INSTALL TOP VIEW CLEARANCES

Measurements in inches (mm)



**A:** Panel

### PLANNING NOTES

**Door Panels & Handles:** Clearance dimensions are based on a door panel (A) thickness of 3/4" (19mm). Additional clearances must be added for handles and door panels thicker than 3/4" (19mm).

**Clearance Requirements:** The required clearances for the maximum door opening angle of 115° should be followed. The minimum required clearance to fully access all compartments is 90° door opening (B).



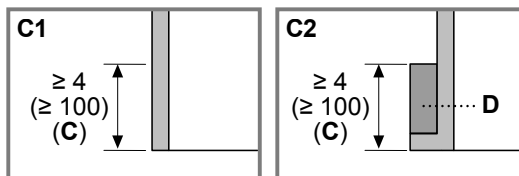
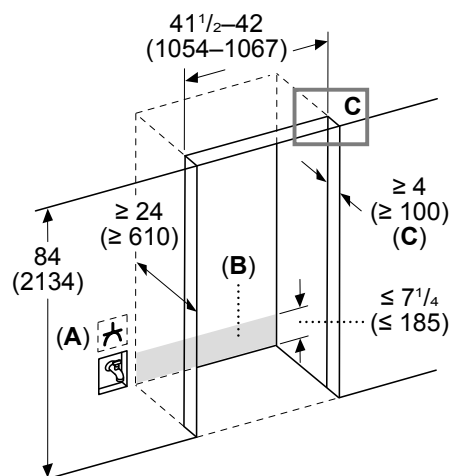
# T42BT120NS

## 42-INCH BUILT-IN FRENCH DOOR REFRIGERATOR, 2 DRAWER, PRE-ASSEMBLED

FREEDOM® COLLECTION, PROFESSIONAL SERIES HANDLES

### PROUD INSTALL CUTOUT DIMENSIONS

Measurements in inches (mm)



A: Socket  
B: Area for water and electric line routing

C: Furniture return  
C1: Frameless cabinet  
C2: Framed cabinet

D: Filler

### PLANNING NOTES

**Width:** The minimum required cutout width is 41 1/2" (1054 mm).

**Depth:** The minimum required cutout depth is 24" (610 mm). The refrigerator door panels will protrude slightly for a proud install.

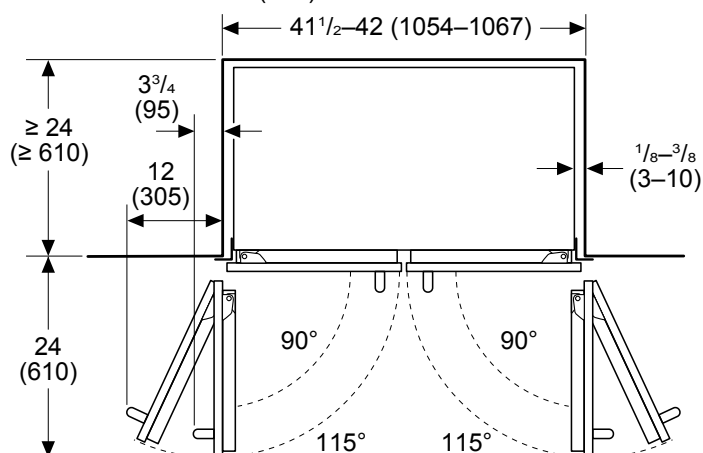
**Electrical Supply:** The electrical supply outlet (A) is recommended to be located in an adjacent cabinet for safety and serviceability. If it is not possible due to the construction to connect the appliance to a power outlet next to it (A), connect the appliance to a power outlet behind the appliance (B). This alternative position of the power outlet is permissible only if you can switch off the outlet with a circuit breaker in the fuse box.

**Water Supply:** The water supply is recommended to be located in an adjacent cabinet or other area that can be accessed after the appliance is installed.

**Furniture Return:** The pre-assembled metal frame hides unfinished case returns for existing cabinetry that has not been custom built to accommodate the appliance. Ensure that the side walls of the cutout (C) are completely flush to a depth of at least 4" (102 mm).

### PROUD INSTALL TOP VIEW CLEARANCE

Measurements in inches (mm)



### PLANNING NOTES

**Door Panels & Handles:** Clearance dimensions are based on a door panel (A) thickness of 3/4" (19mm). Additional clearances must be added for handles and door panels thicker than 3/4" (19mm).

**Clearance Requirements:** The required clearances for the maximum door opening angle of 115° should be followed. The minimum required clearance to fully access all compartments is 90° door opening.

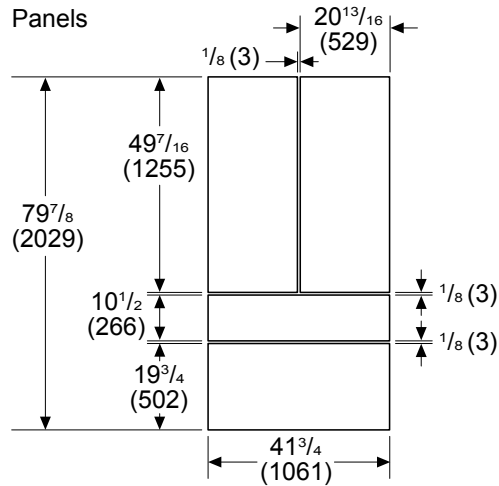


**FREEDOM® COLLECTION, PROFESSIONAL SERIES HANDLES**



Technical drawing of the refrigerator showing dimensions in inches and millimeters:

- Top width:  $41\frac{1}{4}$  (1048)
- Top depth:  $24\frac{3}{4}$  (627)
- Top panel width (right side):  $41\frac{3}{4}$  (1061)
- Right side height:  $83\frac{9}{16} - 85\frac{1}{2}$  (2123–2171)
- Bottom left height:  $1\frac{3}{16}$  (30)
- Bottom left height:  $7\frac{1}{4}$  (185)
- Bottom right height: 4 (100)



**Adjustable Height:** The appliance height is adjustable. Recommended height for a standard 84" niche is 83 7/8". The minimum height with leveling legs fully retracted is 83 9/16". The maximum height with leveling legs fully extended is 85 1/2".

## ACCESSORIES (OPTIONAL)



# UltraClarityPro® Water Filter



## Ethylene Filter Starter Kit



## Ethylene Filter Refill



Combination kit for use when installing an additional column refrigerator side-by-side, such as a wine column paired with a bottom freezer refrigerator or two bottom freezer refrigerators installed side-by-side.

|   |                  |
|---|------------------|
| Limited, Entire Appliance, Parts and Labor on Any Part of the Refrigerator that Fails Because of a Manufacturing Defect | 2 Year           |
| Limited Warranty for Sealed Refrigeration System*; Parts and Labor  | 3rd to 6th Year  |
| Limited Warranty for Sealed Refrigeration System*; Parts Only   | 7th to 12th Year |
| Limited Warranty for Stainless Steel Rust-Through   | Lifetime         |

These warranties give you specific legal rights and you may have other rights that vary from state to state. Limited warranty from date of delivery. For complete warranty details, refer to your Use & Care manual, or ask your dealer.

Specifications are for planning purposes only. Refer to installation instructions and consult your countertop supplier prior to making counter opening. Consult with a heating and ventilation engineer for your specific ventilation requirements. For the most detailed information, refer to installation instructions accompanying product or write to Thermador indicating the model number. Specifications are correct at time of printing. Thermador reserves the right to change product specifications or design without notice. Some models are certified for use in Canada. Thermador is not responsible for products that are transported from the U.S. for use in Canada.